



## TSWALU INFORMATION

### INDEX

PAGE 2	What makes Tswalu unique
PAGE 3	The Kalahari
PAGE 4	Wildlife
PAGE 5	Conservation
PAGE 6	The Tswalu Foundation
PAGE 8	Activities at Tswalu
PAGE 9	Accommodation
PAGE 10	Children at Tswalu
PAGE 11	Cuisine
PAGE 12	How to get to Tswalu
PAGE 14	Hangar directions
PAGE 15	By road
PAGE 16	The seasons
PAGE 18	Terms and conditions
PAGE 19	Contacts
PAGE 20	Useful information and links



## GUIDE WHAT MAKES TSWALU UNIQUE

### **Sense of Space Tswalu**

Tswalu Kalahari is South Africa's largest private game reserve. This vast and magical landscape takes conservation as its first priority; with its vision: To leave our world better than how we found it.

### **Flexibility**

No other game reserve offers such flexibility. Each booking receives their own private vehicle, guide and tracker. Your private, dedicated team gives you the flexibility to choose how you would like to spend your day – from breakfast in bed and an indulgent spa treatment in the comfort of your own deck overlooking the Kalahari, to a leisurely game drive, and a delicious private gourmet picnic which reflects the essence of Africa.

### **Malaria-free Safari**

Tswalu is MALARIA-FREE and guests do not have to worry about taking anti-malaria tablets. It is ideal for families, and at Tswalu we welcome children and actively encourage them to participate fully in the safari experience.

### **Rare and Diverse Wildlife**

Tswalu has superlative game, offering sightings of some of South Africa's rarest and most extraordinary wildlife, including:

- Desert black rhino - Tswalu's population represents one third of South Africa's entire remaining desert black rhino
- White rhino
- Black-maned Kalahari lions
- Leopard
- Disease-free buffalo
- Wild dogs
- Cheetah
- Meerkats
- Giraffe
- Rare antelope such as roan, sable and tsessebe - Tswalu has significant populations of all three species.

There are over 80 species of mammals and 240 species of birds (including endangered raptors), at Tswalu, which is also home to the elusive aardvark, aardwolf, pangolin and brown hyena.

### **Ancient San Artworks**

The Kalahari is the ancestral home of the San people, and some of their ancient engravings can be seen at Tswalu; current research suggests these may be amongst the oldest artworks on Earth.

### **Privacy and Exclusivity**

The total number of beds across our three camps represents the lowest ratio of guests to space in a privately protected area in South Africa. The reserve's vast and dramatic landscapes await exploration at your own pace and in your own time, thanks to the guarantee of a private safari vehicle, guide and tracker with every booking.



## THE KALAHARI

The name Kalahari is derived from the Tswana word “Kgala”, meaning the great thirst, or “Kgalagadi”, meaning the waterless place. The southern Kalahari, due to its location and climatic conditions, receives somewhat more rain than the central Kalahari. It is for this reason that the southern Kalahari is frequently referred to as the “Green Kalahari”. Within the reaches of Tswalu lie the Korannaberg Mountains, a quartzite formation attached to the Olifantshoek Supergroup. The mountains form a huge basin which acts as a natural catchment area and provides a healthy water table, enabling the reserve to support a large diversity of life.

Tswalu is a vast, magical land of infinite possibility, with sweeping vistas and a liberating sense of space. The green Kalahari is nature at its most diverse and surprising, and to spend time here is to be touched by exuberant, soulful beauty. Considered important for thousands of years, we're now striving to conserve this breath-taking landscape for future generations.

Tswalu lets you reconnect with the richness of the earth. It offers an escape to a place that's governed by the ancient rhythms of the seasons, rather than the clock and the calendar. It offers a vision of hope that brings together conservation, research and unrivalled safari experience. Everything we do is centred around our creed: To leave our world better than how we found it.

Because of its unique landscape, wildlife and safari experience, Tswalu works perfectly with any South African itinerary and provides the ideal partnership with both the Lowveld game farms and Cape Town.

The many San Engraving sites at Tswalu testify to the importance with which earlier inhabitants regarded the green Kalahari. It gave them sanctuary and both physical and spiritual nourishment. During the 20th Century, this link between people and their surroundings was disrupted by attempts at cattle farming and hunting.

Tswalu is a labour of love for the Oppenheimer family, who took responsibility for this remarkable reserve in 1998. Since then, their commitment to conservation has seen indigenous species re-introduced, and real strides made towards the restoration of the Kalahari, and the undoing of years of neglect.

In its new incarnation as a private nature reserve and conservation success story, Tswalu is bringing this ultimate ambition a little closer each day: To leave the world better than how we found it.



## WILDLIFE

There is a perception that the southern Kalahari is a sparse and desolate desert. In reality it is a semi-arid grassland with wide open savannahs and a diversity of habitats. Tswalu is unique because it has typical Kalahari savannahs and sand dunes as well as the Korannaberg Mountains which increase the biodiversity of the area enormously. The mountains also provide spectacular backdrops for the landscape.

The variety of habitat and climate have resulted in an extremely diverse animal population. There are about 80 species of mammals and 240 species of birds. The open habitat makes for excellent game viewing.

Our vehicles have exclusive access to the entire reserve. There is no reason to queue for a sighting and no limit to the time guests can spend at sightings, because they are not competing with other vehicles.

Many of the animals that guests can expect to encounter on a game drive (or horse ride or walk) are species that are seen in more traditional safari areas (such as zebra, buffalo, giraffe, and white rhino) but many are also unique to the area, in particular the antelope. The Kalahari species include gemsbok, springbok, eland, red hartebeest and more. In addition, there are great opportunities to see rare species which are seldom seen in the traditional safari areas. These include roan and sable antelope, tsessebe, Hartmann mountain zebra and, of course, the desert black rhino.

The larger predators also offer excellent viewing opportunities. The Kalahari lions, although the same species as other lions across Africa, are famed for their size and beautiful manes. The Kalahari grasslands lend itself to excellent cheetah viewing and wild dog are also regularly seen on game drives.

Tswalu's small carnivores offer perhaps the most special and unique sightings. Meerkat viewing is unparalleled because the reserve has two colonies of habituated meerkats that have grown to trust people and allow close approach and observation. Apart from the more common small predators such as jackal and wild cat, unusual carnivores include bat eared fox, aardwolf, brown hyena, and small spotted genet.

*"I can say with confidence that Tswalu is probably the best place on earth to view aardvark and pangolin. Both these unusual animals are rarely seen elsewhere but the open grasslands on Tswalu make the animals easier to find, particularly during winter when they emerge in daylight to search for ants and termites."*

– Gus van Dyk



## **CONSERVATION**

The word "Tswalu" means "a new beginning" and Tswalu Kalahari is driven by its creed: To leave our world better than how we found it. It has two ambitions; to create an inspirational experience for its guests, and a conservation vision - to restore the Kalahari to itself. These two goals sit in perfect equilibrium as each guest contributes directly to the sustainability of the reserve in a true model of eco-tourism.

Tswalu offers a haven for many endangered and rare species in an area of unique diversity and beauty. Hospitality operations serve as a means towards ensuring that the conservation objectives of the property are sustainable, while at the same time ensuring that the people of the area benefit from the work opportunities and training that tourism development offers. Conservation, socio-economic development, tourism and responsible environmental management are the four legs upon which Tswalu has been developed.

Tswalu Kalahari aims to contribute to conservation through three main conservation goals, - the restoration of the natural environment to a pristine condition, the re-establishment and protection of biological diversity and the maintenance of the natural ecological processes and characteristics of the Kalahari environment. We have adopted a holistic approach to correcting past mistakes, laying the groundwork for long-term ecological and economic viability, and creating a model of conservation supported by ecotourism that can be sustained indefinitely. This entails the management of the entire ecological system, including the vegetation and the available water resources to restore vital ecological processes which have disappeared in other parts of the Kalahari, thereby maximising the diversity of life found in the region.

The Tswalu ecotourism model recognises that the people of the greater Kalahari are an integral part of the ecosystem, and crucial to solving the conservation challenges we all face. Running a viable ecotourism business lets us create upskilling and employment opportunities for people from our closest settlements and provide them with meaningful careers as well as enhanced health and education services.



## **THE TSWALU FOUNDATION**

From Tswalu's earliest days, there has been a recognition that we can only care for and conserve what we can understand. Research has become a vital part of what we do at Tswalu and continues to reveal fascinating aspects of the ecology. Indigenous animal species have been successfully (re)introduced and are thriving.

### **Research**

The Tswalu Foundation (TF) was created as a result of the forward thinking and love of the Kalahari by Mr Jonathan Oppenheimer in 2008. His founding vision for the Foundation was to develop a platform on which local and international visitors could contribute and involve themselves in environmental research on Tswalu Kalahari – either to an existing project or to suggest and fund specific projects in areas of interest to the funder. The Kalahari system is a unique, vast and understudied area, thus this Foundation assists in developing research programs and protocols and therefore assists in the development of a better understanding of its unique fauna and flora in a direct, hands-on manner. The Foundation is fundamental in not only developing a greater appreciation for the beauty of the Kalahari and its abundant wildlife, but also provides encouragement and support to gain knowledge to better manage this unique part of Africa.

Tswalu Kalahari is driven by a strong conservation and community development ethic, and whilst the Oppenheimer family have sanctioned numerous projects, the Foundation affords more researchers to study in the southern Kalahari. Experience over the years has taught us that the longevity of the project is determined by the interactive nature of the project. We encourage researchers to share their concepts and progress with our guests – who, if inspired by the work, will continue to contribute to funding the project through the Foundation. Essentially, it becomes a self-funding campaign through guest contributions.

As well as being an incredible community of flora and fauna, Tswalu is also an extended human family of people from the Kalahari and beyond. We find strength in our diversity, and because we all share the same vision for the future of Tswalu, we can combine our energies and passion to make Tswalu's vision a reality.

The Tswalu community consists of our staff members and their families, researchers, visiting doctors that support the healthcare centre, visiting artists in residence, and each of our guests, alongside a wider community of neighbours, conservationists and everyone who cares about the restoration of the Kalahari.

### **Tswalu Healthcare Centre**

The Tswalu Healthcare Centre is a focal point for the community, providing vital medical services and health education to improve the quality of life for approximately 5000 people per year in the surrounding communities, and our own team members and their families. This project would not be possible without the vision and support from Dr Ludwig Foking who championed the development after a visit to Tswalu decades ago. It is also supported by the South African government and by generous donations.

### **Tswalu School**

The Tswalu school provides the ideal educational foundation for our staff members' children. More structured learning sessions are integrated with creative play and opportunities to explore their surroundings. Our Adult Basic Education and Training (ABET) programmes assist our team members, and their families, with literacy and gaining formal recognition for their skills and knowledge.



### **Artist in Residence**

A recent addition to the Tswalu Foundation, the Artist in Residence (AIR) program was initiated as a way to highlight local South African artists and their diversity of talent. Visiting artists are encouraged to gain inspiration for their work from the vast expanses of the Kalahari and its varied landscapes, culture, fauna and flora.

Artists are selected by a core team of Foundation members as well as key input from Mark Read of the Everard Read gallery. Selected artists will be able to put forward suggestions for future AIR candidates thereby growing the outreach potential of the program.

Once a body of art has been completed the artist has the opportunity of exhibiting their work at the prestigious Everard Read gallery in Johannesburg. This generates exposure for not only the artist concerned and the Tswalu Foundation, but also for the incredible depth of talent that South African artists can bring to the art world.

A key feature of the AIR program is that all proceeds generated from the sale of artwork produced while an artist is involved with the program go towards funding environmental research on Tswalu and as such close the loop between environment, skills development and community.



## ACTIVITIES AT TSWALU

At Tswalu, itineraries are planned around our guests' individual needs and a personal consultation on arrival allows guests to choose their daily activities, which include:

### **Private Game Drives in open-sided, canopied vehicles**

Each booking receives their own private vehicle, guide and tracker for the duration of their stay. Our game drives are never standard and are tailored to guests' interest. Our expert rangers and trackers are specially trained in the unique Kalahari ecology

### **Nature walks**

For adult guests, we can also arrange night walks which uncover the magic of the Kalahari after sunset

### **Encounters with meerkat colonies**

Spend time viewing these enchanting animals at close range

### **Rock engravings**

Tswalu provides protection for many valuable rock art sites, featuring rock engravings, cupoles and paintings of people, animals, birds and abstract shapes that document the culture and history of the San and other early inhabitants of this place.

### **Horse riding for all ages**

We have a variety of horses ranging from 14.2HH to 17.1HH. The breeds include Boerperd cross, Quarter Horse cross, Thoroughbred, Shire, Appaloosa cross, Arab cross and Saddle cross breeds. An experienced horse guide and backup rider accompany all rides, equipped with radio and comprehensive first aid kit. We accommodate from first time riders to experienced equestrians. We also accommodate children on the rides. Younger and nervous children, depending on riding experience, may be put on lead ropes. The weight limit is 100kg. We use Trail saddles, but also have a few English saddles available for those guests that prefer them.

### **Stargazing under the Kalahari's "diamond skies"**

Certainly one of the best places to stargaze in South Africa

Exploring extraordinary archaeological sites

Pack a picnic and explore the Korannaberg hills where the San rock art dates back 380,000 years

### **Tswalu Kalahari Spa**

Our award-winning spa offers a welcome lounge, two beautiful therapy suites with adjacent sensation showers with a private garden. In keeping with Tswalu's philosophy, the spa is crafted from natural materials with reed ceilings and dry-stone walls in the indoor and outdoor showers.

### **The Malori sleep-out**

Spend the night surrounded by the calls of nocturnal animals, with nothing between you and the brilliant stars of the Kalahari night sky...

- There is no compromise on luxury
- An adjacent outdoor toilet, basin and shower are just a short distance away along a lighted walkway
- On arrival, the guide sets up drinks and snacks while guests enjoy the spectacular views
- Enjoy sundowners followed by a delicious meal. Wake at sunrise to the sounds of early morning in the Kalahari
- Children's camping beds are available, so the whole family can enjoy a Kalahari sleep-out





### **THE MOTSE**

- Private game viewing vehicle with a dedicated guide and tracker for all bookings
- The Motse accommodates up to 18 adults in nine individual legae (suites) made from desert sand, rock and thatch
- Children are accommodated in all both legae types, but three of the nine legae have been designed especially for families and comprise two separate bedrooms with en-suite bathrooms, and a spacious, shared living area
- Each legae has an en-suite bathroom with walk-in shower, outside shower with views of the surrounding bush and wildlife, an open fireplace, separate dressing and study area, telephone, safe, wireless internet, and private sun deck with stunning views of the Kalahari
- The main lodge at The Motse has elevated decks, a spacious lounge and dining area, a library, a fully equipped gym and adjacent spa, an impressive wine cellar and traditional Boma
- There is also a large and a smaller outdoor pool, with views of a waterhole and the game it attracts

### **TARKUNI**

- Formerly the Oppenheimer family's private Tswalu residence, Tarkuni becomes your own family holiday home beneath the Korannaberg Mountains.
- Ideal for smaller groups, from family parties to close friends, the homestead accommodates a maximum of 10 guests in five luxurious bedrooms, each with en-suite bathroom and outdoor star bed
- Children are welcome
- The homestead has a vast open-plan lounge and dining room, and a cosy library and games room
- A covered deck leads to a private tsala and swimming pool
- Tarkuni comes complete with a private vehicle, dedicated guide and tracker
- A personal chef creates the luxury of completely flexible dining

### **LOAPI**

- Your private wilderness. Surrounded by open arid savannah and wildlife in a valley of the Korannaberg mountains, with long views south
- 6 individual tented safari homes designed for exclusive use, each operating as a mini camp
- No communal or shared guest areas or services
- One-bedroom homes span 303 square metres (3260 square feet)
- Two-bedroom homes span 433 square metres (4660 square feet)
- Dedicated Homathi (on-site butler), plus private safari vehicle, guide and tracker
- Fully equipped interactive kitchen with private chef
- Full bar, including a collection of South African wines
- Private study with wifi
- Spacious tented bedroom suite with indoor and outdoor showers (no bath tub)
- Plenty of shaded outdoor space for dining, and daybeds for relaxing and game viewing
- Plunge pool and fire pit
- In-room spa treatments



## CHILDREN AT TSWALU

Part of our mission is to involve the whole family in our conservation vision, and Tswalu Kalahari is an extraordinary place for children.

- Tswalu is located in a malaria-free area
- There are child-friendly swimming pools at both camps
- Children under 12 stay absolutely free with their parents in a suite at The Motse (maximum two)
- Three specially designed family suites easily accommodate larger families with younger children
- There is a children's menu, and any individual meal preferences are catered for
- Flexible dining times and venues for families
- Complimentary babysitting to allow parents to enjoy more formal or private evenings
- On arrival children receive a backpack which includes Tswalu's Junior Ranger training guide
- An exciting programme of special activities for children includes:
  - o Archery and making bows and arrows
  - o Spoor identification and casting
  - o Children's bush walks
  - o Tracking wildlife on foot and with technology
  - o Picnics, special children's boma meals
  - o Baking
- Guided horse trails
- Unlike many reserves, we happily include younger children on private game drives



## **CUISINE**

Every moment of every meal at Tswalu reflects the culinary heritage of South Africa and is carefully designed to be as inclusive as possible. Sustainability is key: we forage for Kalahari ingredients and work with local suppliers who share our low-impact ethos.

We believe that luxury is found in contextual, relevant flavours rather than wasteful over-abundance. Our food offering helps tell the story of Tswalu and it's inspired by and captures the essence of the Kalahari.

Working in partnership with Michelin-starred South African chef Jan Hendrik van der Westhuizen, our chefs look to reinterpret the flavours they find around them and create unique taste touchpoints at every turn. Our choice of ingredients is only half the story; the context from which they come and in which they are served completes the picture.



## HOW TO GET TO TSWALU

### Where is Tswalu

Tswalu is located in the southern Kalahari and is accessible by both air and road. Comprehensive directions and distances by road are available at [www.tswalu.com](http://www.tswalu.com).

### By Air

Tswalu operates a daily scheduled service direct to the reserve's own airstrip.

- Departures from BOTH Cape Town International Airport and Johannesburg's OR Tambo International:

<b>Cape Town:</b>	Departures from Execujet Aviation (2 hour flight) <b>Scheduled times:</b> Flight departs from the Execujet Aviation at 12h00 Flight departs from Tswalu at 14h50
<b>Johannesburg:</b>	Departure from Fireblade Aviation (1.5 hour flight) <b>Scheduled times:</b> Flight departs from Fireblade Aviation at 13h00 Flight departs from Tswalu at 10h20

- Fly in a Pilates PC12, an exclusive pressurised private aircraft. (Based on the number of passengers travelling, the charter company reserves the right to select the aircraft type used for our scheduled flights.)
- Luggage allowance is 20kg / 44 pounds per person (including hand and cargo luggage) in soft-sided bags on Tswalu scheduled flights. Extra seats may be purchased, at standard rates, should guests wish to travel with excess luggage (will allow for 50kg / 110 pounds in soft sided bag per seat).
- Alternatively, guests can store luggage at the respective hangar until their return from Tswalu at no charge. Tswalu's runway lies within the reserve and is of the highest standard:

Type:	Unmanned airstrip
License:	Category 1 (licence# 170)
Length:	2030 metres
Width:	20 metres
Surface:	Tarred
RW heading:	357 degrees (MAGNETIC)
Altitude:	Northern end 1183,4m Southern end 1194,2m



Gradient:	Mean for the runway is 0.584%
Position:	<p><b>Northern end</b> @ lights (18) S 270 11' 39.0" E 0220 28' 38.1"</p> <p><b>Midway</b> S 270 12' 10.1" E 0220 28' 51.0"</p> <p><b>Southern end</b> @ lights (36) S 270 12' 40.9" E 0220 29' 03.5"</p>
Lights:	<p>Approach angle of PAPI to RW 18 is 3 degrees (calibrated 23/10/08)</p> <p>Please contact Airstrip Manager if lights are required.</p> <p>Lights cannot be activated remotely.</p> <p>No standby power in the event of an ESCOM power failure.</p>
PCN Rating (load):	53/F/B/X/T
Radio frequency:	130.400 Mhz
Other:	<p>QND available on request or SMS "VFATW" to 35010</p> <p>No landing without prior authorisation, proof of insurance and indemnity faxed to Tswalu.</p>

## FLIGHT SCHEDULE

Johannesburg to Tswalu	Tswalu to Johannesburg
<p>13H00 depart Johannesburg for Tswalu</p> <p>14H30 arrive at Tswalu from Johannesburg</p>	<p>10H20 depart Tswalu for Johannesburg</p> <p>11H50 arrive in Johannesburg from Tswalu</p>
Cape Town to Tswalu	Tswalu to Cape Town
<p>12H00 depart Cape Town for Tswalu</p> <p>14H00 arrive at Tswalu from Cape Town</p>	<p>14H50 depart Tswalu for Cape Town</p> <p>16H50 arrive in Cape Town from Tswalu</p>



## HANGAR DIRECTIONS

### DIRECTIONS TO FIREBLADE AVIATION HANGAR

(Johannesburg OR Tambo International Airport)

- From R24 Johannesburg, take the R21 North (Pretoria /Kempton Park)
- From the R21 North take the M43 Atlas Road off ramp
- From (Pretoria) R21 South take the M43 Atlas Road off ramp
- Proceed to the traffic light and turn right. The signboard reads: M45 Benoni (left), M43 Boksburg (straight), Bonaero Drive (right). Proceed to the security Gate
- Turn right at the traffic lights onto Denel North Road (there is a Toyota Warehouse on the left) and follow the sign boards to Fireblade Aviation
- A map can be provided on request
- Should you have any difficulties, please call +27 10 595 3920
- Flight departs Johannesburg 13h00 (check in 12h00)
- Flying time 1 hour 30 minutes

### DIRECTIONS TO THE EXECUJET HANGAR

(Cape Town International Airport)

- Take airport turn-off from N2 highway – Exit 16.
- Proceed towards airport and before the bridge, take the Borchers Quarry road turn-off to the left.
- Turn right at robot towards the N2 and proceed over the bridge.
- At first robot turn left into Michigan road.
- At T-junction turn right into Tower road.
- Keep to the right before Thunder City entrance.
- Follow road, making a turn to the left.
- Pass through the security gate and drive straight ahead to the ExecuJet main entrance.



## BY ROAD

You can choose to drive to Tswalu by road, but please be aware that there has recently been road upgrades and realignments in the area and most GPS systems and printed maps are inaccurate. Please follow the directions provided rather than using a GPS.

### RECOMMENDED ROUTE FROM JOHANNESBURG - Distance approximately 675 km (+/- 7 hours)

- Stay on N14, proceed through Ventersdorp, Coligny, Sannieshof, Delareyville, Vryburg until you enter Kuruman
- In Kuruman turn right at the second traffic lights onto Voortrekker Steet and continue straight out of town (R31) (Kuruman is the last fuel stop before you reach Tswalu. We recommend using the Puma & OK Express Service Station shortly after leaving Kuruman)
- **In Kuruman please contact the lodge to establish an estimated time of arrival. Tel: +27 53 781 9317. Mobile phone coverage is available all the way from Kuruman to the Tswalu gate**
- **Approximately 56km from Kuruman you will pass a sign on the left to Kathu & Deben (R380). A short distance past this signage you will cross over a railway bridge. After the bridge you will pass a sign on the right to Hotazel**
- **Approximately 72km from Kuruman (before Blackrock) turn left onto the tar road R31 following the signs to Kgalagadi Transfrontier Park and Van Zylsrus**
- **After about 42km you will see a turn to your left (indicated as Sonstraal on maps and GPS) – it is sign-posted Tswalu Kalahari Reserve on the D3335 route**
- **Turn left onto a gravel road. Pass through an open gate with 'Sonstraal Complex' on your right**
- **There is good mobile phone reception in this area. Please call the lodge to advise where you are**
- **After 10km on the gravel road, you will see an airstrip on your left and just beyond, the Tswalu staff housing complex on your right**
- **1km further you will see Tswalu signage 'Tswalu Admin, Health Care Centre, Staff Complex'**
- **You will be met at this gate by your guide who will escort you further**

### RECOMMENDED ROUTE FROM KIMBERLEY - Distance approximately 375 km (+/- 4 hours)

- From Kimberley airport – travel on the R31 for 35km to Barkley West
- From Barkley West travel 96km to Danielskuil
- From Danielskuil travel 71km to Kuruman.
- In Kuruman, drive through the first traffic lights and continue straight out of town (R31) (Kuruman is the last fuel stop before you reach Tswalu. We recommend using the Puma & OK Express Service Station shortly after leaving Kuruman).
- **Continue as described above for the Johannesburg route**

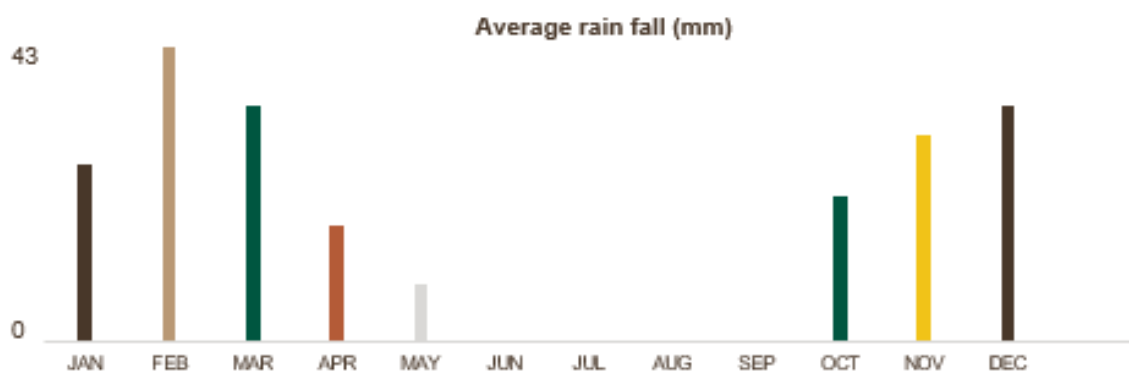
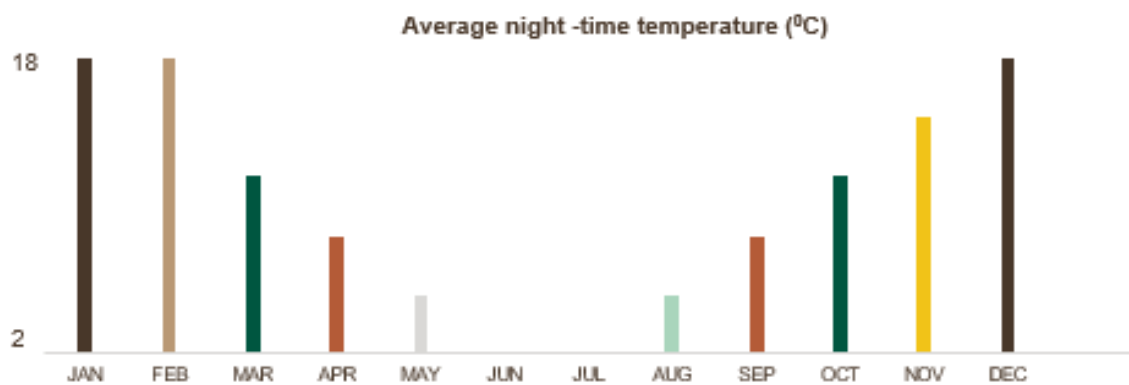
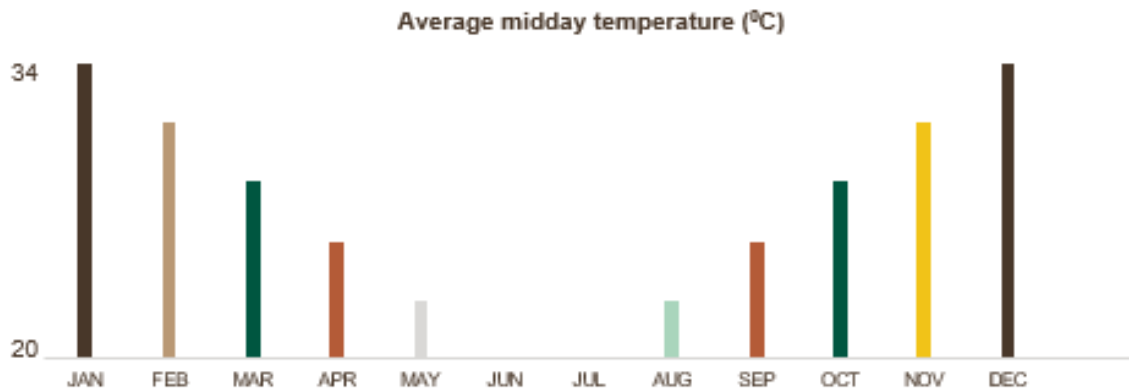
### RECOMMENDED ROUTE FROM UPINGTON (EX CAPE TOWN) - Distance approximately 380 km (+/- 4.5 hours)

- From Upington take the N14 to Olifantshoek – approximately 165km
- In Olifantshoek please contact the lodge to establish an estimated time of arrival Tel: +27 53 781 9317
- From Olifantshoek continue on N14 towards Kathu.
- After approximately 27km, you will reach a T-junction where you will turn left to Kathu
- You will drive past Kathu on your left and proceed to Kuruman
- In Kuruman turn left at the first traffic lights and continue straight out of town (R31) (Kuruman is the last fuel stop before you reach Tswalu. We recommend using the Puma & OK Express Service Station shortly after leaving Kuruman).
- **Continue as described above for the Johannesburg route**



## THE SEASONS

The seasons in the southern Kalahari can be described in traditional terms (spring, summer, autumn, winter), but their nature and duration are very different. Summer lasts for almost six months.







### Spring: September – October

The weather starts to warm up and days are very pleasant with some cool evenings in September

- Some cold fronts can still sweep through and it is best to pack some warm clothing just in case
- In the bush, blackthorn and honeybush are in blossom, scenting the evening air
- “Dry storms” may start forming on the horizon, heralding the approach of the rainy season
- Barking geckos start calling for mates with a cacophony unique to the Kalahari
- The three thorn thickets blossom with soft tissue-like flowers
- Meerkat pups begin emerging from their dens in anticipation of the rain

### Summer: November – March

Days are hot and evenings mild with occasional afternoon thunderstorms

- Migrant birds arrive making birding rewarding and exciting
- Many of the antelope calve early in summer and signs of new life abound
- Jackals and foxes bring their pups above ground after the first rains to enjoy the suddenly prolific insect life
- Rain is always unpredictable in the Kalahari, and if you are fortunate enough to experience it, the rapid transformation will astound you as the desert turns into a lush green spectacle with carpets of golden flowers

### Autumn: April – May

Mild days and cooler evenings. There may even be some late season rain.

- This is the greenest time of the year. The savannahs take on a beautifully silky appearance as the grass produces seeds which are blown away by the gentle autumn breeze
- May is the season where most of Tswalu's hands-on wildlife work is done (such as translocations)
- Autumn is the time of the rut; a frenzied time when antelope are in their best physical condition. They begin fighting to establish territories and seek mates
- Animals which hibernate through the short winter (such as leguaans and tortoises) become very active, eating as much as they can before the first frost
- Many of the Kalahari fruits ripen and provide food for birds departing on their long migrations

### Winter: June – August

Daytime temperatures are cool and evenings become cold.

- The first frost falls and night-time temperatures can drop below freezing
- Conditions become very dry as humidity falls
- As the grass and bushes dry, sightings of rarer, smaller mammals, such as aardvark, aardwolf and pangolin increase. These shy nocturnal animals emerge in the daylight to enjoy the late afternoon sunshine
- Raptors begin building nests
- Large flocks of sandgrouse begin accumulating around the dwindling waterholes in the mornings
- The clear evening skies offer a star-gazing spectacle
- Dust devils (small swirling dust storms) drift across the sand dunes

### WHAT TO PACK

- swimming costume (warmer months)
- sandals, closed shoes for walking
- something warm (just in case)
- sunblock, camera, binoculars, chargers for devices



## **PAYMENT & CANCELLATION TERMS AND CONDITIONS**

### **VAT**

All tariffs include Value Added Tax (VAT) at 15%. Tswalu reserves the right to amend the quoted tariffs accordingly should the Government change the percentage level of VAT or introduce an additional tax or levy during the duration of this contract.

### **Deposit and Payment Policy**

Your booking confirmation is required 14 days from making the provisional reservation.

### **Payment terms**

Confirmation of booking                      20% non-refundable deposit

The deposit goes directly towards Tswalu's regenerative efforts to ensure habitat and biodiversity restoration for the benefit of planet and people

60 days prior to arrival                      balance of payment

### **Cancellation policy**

Current - 61 days prior to arrival        20% cancellation fee (non-refundable deposit applied)

60 days prior to arrival                      100% cancellation fee will apply

### **Please note:**

- Our reservations team are on hand to assist with all enquiries on a 'case by case' basis, and we look forward to assisting you in planning your Tswalu experience.
- Our cancellation policy is applicable regardless of whether payments have or have not been received by Tswalu and applies to all reservations. The deposit and payment policy exclude trade partners with pre-approved credit facilities.
- NOTE: Flight bookings are included in the definition of 'booking', for the purposes of this agreement and Tswalu's cancellation policy. Spa reservations cancelled on the day of the scheduled treatment will incur 100% cancellation fee.
- Travel cancellation insurance: In the unlikely event of cancellation of a booking, travel insurance must cover our Cancellation Terms and Conditions.
- Tswalu reserves the right to change these terms and conditions at any time. In the event that any changes are made, the revised terms and conditions will be communicated to you and shared on our website.



## CONTACT DETAILS

### GENERAL ENQUIRIES

+27 53 781 9211  
+27 71 896 7752  
info@tswalukalahari.com

### RESERVATIONS

Jeanine Engelbrecht  
+27 53 781 9331  
+27 11 274 2100  
+27 71 896 7335  
res@tswalukalahari.com

### HEAD OF HOSPITALITY

Nigel Pace  
nigel.pace@tswalu.com

### CONSERVATION

Wouter Jordaan  
wouter.jordaan@tswalukalahari.com

### TSWALU FOUNDATION

Dylan Smith  
dylan@tswalufoundation.org

P.O. Box 1081,  
Kuruman, 8460  
Northern Cape, South Africa

### SALES & MARKETING

Russel Binks  
russel.binks@tswalu.com

### EXECUTIVE MARKETING

Rosie Stubbs  
rosie.stubbs@tswalu.com

P.O. Box 61631  
Marshalltown, 2107  
Gauteng, South Africa  
marketing@tswalu.com

### GENERAL SALES

Russel Binks  
+27 83 261 9613  
russel.binks@tswalu.com

### SOUTH AFRICA

Kim Beyers  
+27 82 883 3774  
kim.beyers@tswalu.com

### EUROPE

Kim Beyers  
+27 82 883 3774  
kim.beyers@tswalu.com

### THE AMERICAS

Brooke Berlin  
+1 720 226 4545  
brooke.berlin@tswalu.com

### AUSTRALIA - East Coast

Margi Jasma  
margi.jansma@tswalu.com

### AUSTRALIA - West Coast

Lauren McAlpine  
lauren.mcalpine@tswalu.com



## USEFUL LINKS

<b>TRAVEL PARTNER TOOLKIT</b>	<p>This introduction to Tswalu Kalahari Reserve has been designed to make it easy to book our safari camps and promote us on your website, in newsletters and across social media. Find information about our privately guided safari experience, three luxury camps, conservation vision and initiatives, guest activities, current rates and exclusive offers, flight access, and a selection of images, videos and reels.</p> <p><a href="https://tswalu.com/our-camps/travel-partner-toolkit-2024/">https://tswalu.com/our-camps/travel-partner-toolkit-2024/</a></p>
<b>IMPACT STATEMENT</b>	<p>Tswalu Kalahari Reserve's annual impact statement was developed in collaboration with The Long Run to calculate the cost of operating sustainably and to measure the positive impact on local communities and the environment. The blueprint for the impact statement was conceived by The Long Run in response to an increased demand among travellers for credible data around environmental issues, together with a desire for greener travel. By being transparent about where the money goes, we hope to provide our guests with a better understanding of the cost of conservation and what it takes to operate sustainably.</p> <p>Our story: <a href="https://tswalu.com/tswalu-releases-its-second-impact-statement/">https://tswalu.com/tswalu-releases-its-second-impact-statement/</a>  Our 2023 Impact Statement: <a href="https://bit.ly/4d2rkX2">https://bit.ly/4d2rkX2</a></p>
<b>RATES &amp; EXCLUSIVE OFFERS</b>	<p><a href="https://tswalu.com/our-camps/2024-rates-and-promotions/">https://tswalu.com/our-camps/2024-rates-and-promotions/</a></p>
<b>WHY TSWALU</b>	<p>Why Tswalu Kalahari Reserve is your safari destination of choice</p> <p><a href="https://tswalu.com/experience-tswalu/">https://tswalu.com/experience-tswalu/</a></p>
<b>OUR STORIES</b>	<p>We invite you to find inspiration and learn more about Tswalu through our stories:</p> <p><a href="https://tswalu.com/our-stories/">https://tswalu.com/our-stories/</a></p>
<b>FLIGHT INFORMATION</b>	<p>Tswalu offers a direct scheduled charter air service from Johannesburg or Cape Town to the reserve's tarred private airstrip.</p> <p><b>Johannesburg to Tswalu</b>  Terminal: Fireblade Aviation, OR Tambo International Airport  Flying time – 1.5 hours  13h00 Flight departs from Fireblade Aviation, ORTIA  10h20 Flight departs from Tswalu</p> <p><b>Cape Town to Tswalu</b>  Terminal: Execujet, Cape Town International Airport  Flying time – 2 hours  12h00 Flight departs from Execujet Hangar, CTIA  14h50 Flight departs from Tswalu</p> <p>Please note that luggage (must be soft sided bags) is restricted to a maximum of 44 pounds (20 kg) on Tswalu scheduled flights, inclusive hand luggage. Extra seats may be purchased, at standard rates, should guests wish to travel with excess luggage (will allow for 50 kg / 110 pounds extra in soft sided bags). Complimentary storage facilities are available for excess luggage in both Cape Town and Johannesburg.</p>